



District Report Card: 2017


State: Uttarakhand	District: Almora
Class: 8	Subject: Mathematics
Schools: 51	Students: 1147


Participation/Coverage


Students

 GENDER	Boys		Girls	
	Number	%	Number	%
	508	44.29	639	55.71

 AREA	Rural		Urban	
	Number	%	Number	%
	1088	94.86	59	5.14

 CATEGORY	SC		ST		OBC		GEN	
	Number	%	Number	%	Number	%	Number	%
	404	35.22	2	0.17	21	1.83	720	62.77

 CWSN	LD	VI	HI	S&LD	ID	Oth
	0	1	1	2	2	0

 Management	Government		Government-aided	
	Number	%	Number	%
	999	87.10	148	12.90

Average Performance of Students in Mathematics (%)

Overall	Gender		Area		Management		Social Group			
	Male	Female	Rural	Urban	Govt.	Aided	SC	ST	OBC	GEN
33.09	34.11	32.28	32.21	49.27	33.21	32.25	30.53	43.33	33.33	34.49

Performance on Learning Outcomes (LOs)

Learning Outcomes	Description	Average Performance(%)
M601	Solves problems involving large numbers by applying appropriate operations	31.38
M606	Solves problems on daily life situations involving addition and subtraction of fractions / decimals	37.07
M620	Finds out the perimeter and area of rectangular objects in the surroundings like floor of the class room, surfaces of a chalk box etc.	28.08
M621	Arranges given/collected information in the form of table, pictograph and bar graph and interprets them	29.66
M702	Interprets the division and multiplication of fractions	35.40
M705	Solves problems related to daily life situations involving rational numbers	25.37
M706	Uses exponential form of numbers to simplify problems involving multiplication and division of large numbers	25.22
M707	Adds/subtracts algebraic expressions	43.59
M710	Solves problems related to conversion of percentage to fraction and decimal and vice versa	18.52
M717	Finds out approximate area of closed shapes by using unit square grid/graph sheet	34.31
M719	Finds various representative values for simple data from her/his daily life contexts like mean, median and mode	47.65
M721	Interprets data using bar graph	43.92
M801	Generalizes properties of addition, subtraction, multiplication and division of rational numbers through patterns	28.75
M802	Finds rational numbers between two given rational numbers	28.40
M803	Proves divisibility rules of 2, 3, 4, 5, 6, 9 and 11	40.00
M804	Finds squares, cubes, square roots and cube roots of numbers using different methods	30.86
M808	Uses various algebraic identities in solving problems of daily life	40.39
M812	Verifies properties of parallelogram and establishes the relationship between them through reasoning	29.24
M818	Finds surface area and volume of cuboidal and cylindrical object	15.87
M819	Draws and interprets bar charts and pie charts	32.08

Range of Performance of Students who Answered Correctly							
Below 30%		30% - 50%		50% - 75%		Above 75%	
Number	%	Number	%	Number	%	Number	%
559	48.74	419	36.53	151	13.16	18	1.57

Lowest Performing Learning Outcomes (LOs)

- 1 - Finds surface area and volume of cuboidal and cylindrical object (15.87)
- 2 - Solves problems related to conversion of percentage to fraction and decimal and vice versa (18.52)
- 3 - Uses exponential form of numbers to simplify problems involving multiplication and division of large numbers (25.22)

4 - Solves problems related to daily life situations involving rational numbers (25.37)

5 - Finds out the perimeter and area of rectangular objects in the surroundings like floor of the class room, surfaces of a chalk box etc. (28.08)